



REPORT WRITING WORKSHOP

Collin Baer

November 2023

MEET YOUR FACILITATOR



Collin Baer

Collin Baer is a Senior Solutions Specialist at Grand River Solutions. He brings 20 years of experience conducting workplace investigations and providing professional services in higher education, for state governments, and for private corporations. Most recently, Collin served as the Associate Director of the Office of Equity and Equal Opportunity at Miami University, conducting harassment, discrimination, retaliation, and sexual misconduct investigations, in addition to providing training across the institution and facilitating informal resolutions.

Prior to working in higher education, Collin conducted investigations for the Nebraska Equal Opportunity Commission and managed cases in the child welfare system. Collin began his investigative career with a private firm conducting workplace investigations across the country, including performing and supervising undercover assignments.

ABOUT US

Vision

We exist to create safe and equitable work and educational environments.

Mission

To bring systemic change to how school districts and institutions of higher education address their Clery Act & Title IX obligations.

Core Values

- Responsive Partnership
- Innovation
- Accountability
- Transformation
- Integrity

LEARNING OUTCOMES

Identify relevant information for inclusion in an investigative report.

Identify and exclude irrelevant information from your reports.

Write a report that is understandable by someone without any experience in this space, and that can stand on its own without access to other documents.

Use simple, neutral, unbiased, and accurate language in your reports.

Ensure that the report accurately states policy language and is compliant with institutional policy and procedures.

Understand the importance of using a template that will contribute to the consistency of the reports generated.

AGENDA

- | The Regulatory Requirements
- | Structure of the Investigative Report and Record
- | Writing the Report: Developing the Content
- | Developing an Investigative File and Report for “The Formal” Hypothetical

THE REGULATORY REQUIREMENTS

01

Grand River

ESSENTIAL STEPS OF AN INVESTIGATION

Formal Complaint
and Notice of
Allegations

Investigative
Interviews

Evidence Collection

Evidence Review

Additional Evidence
Collection/Follow-Up
Interviews

The Investigative
Report and Final
Investigative Record

THE PRODUCTS OF EACH STEP OF THE INVESTIGATION

- **Notice of Allegations:** A document that frames the scope of the investigation
- **Initial Interviews:** Transcripts, summaries of interviews, interview notes
- **Evidence collection:** Text messages, social media posts, medical/police records
- **Evidence review:** Complainant's written response, Respondent's written response
- **Additional Evidence Collection/Follow-Up Interviews:** More documentary evidence, additional interview transcripts/summaries
- **The Investigative Report and Final Investigative File**

REPORT AND EVIDENCE FILE

Summary of the Evidence



Compilation of the Evidence





REPORT

The Investigator must create and provide to the Parties, their advisors, and the decision maker(s) an investigative report that fairly summarizes relevant evidence.

THE INVESTIGATIVE FILE

The Parties, their Advisors, and the Decision Maker(s) must be provided with a final compilation of all of the evidence gathered that is directly related to the allegations in the formal complaint. This includes evidence that Investigator deems relevant and evidence that the Investigator does not deem relevant.



DIRECTLY RELATED EVIDENCE

- Regulations do not define “Directly Related” Evidence.
- Preamble states it should be interpreted using its plain and ordinary meaning.
- Term is broader than:
 - “all relevant evidence” as otherwise used in Title IX regulations, and
 - “any information that will be used during informal and formal disciplinary meetings and hearings” as used in Clery Act
- Includes evidence upon which the school does not intend to rely in reaching a determination regarding responsibility and inculpatory or exculpatory evidence whether obtained from a party or other source.

RELEVANT EVIDENCE

Relevant Evidence

“Evidence is relevant if:

- (a) it has any tendency to make a fact more or less probable than it would be without the evidence; and
- (b) the fact is of consequence in determining the action.”

Irrelevant Evidence

Prior sexual history of complainant, with two exceptions:

- Legally recognized and un-waived privilege.
- Including records related to medical, psychiatric, psychological treatment.

WHO DECIDES?

Department emphasizes repeatedly in Preamble that investigators have discretion to determine relevance at this stage of the process.

- Subject to parties' right to argue upon review of "directly related" evidence that certain information not included in investigative report is relevant and should be given more weight.

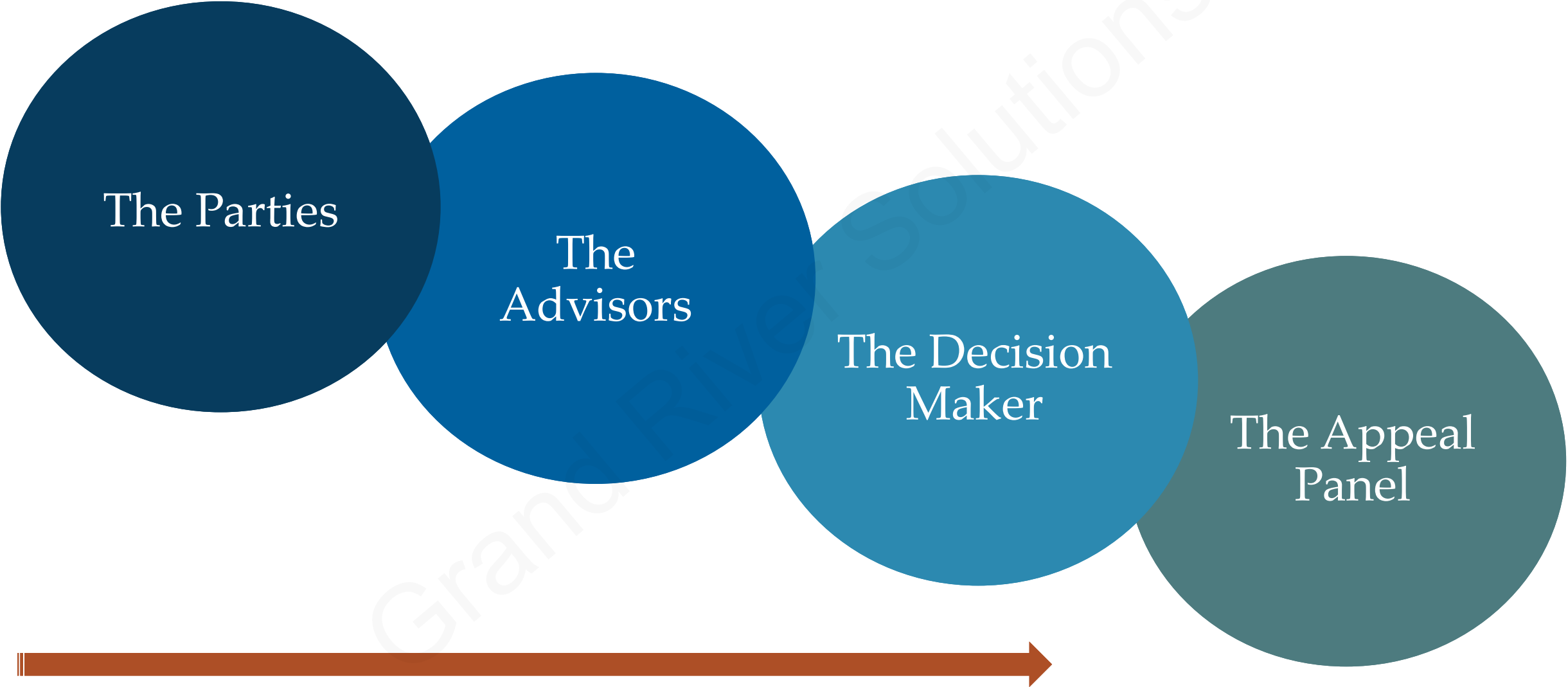
Investigators will have to balance discretionary decisions not to summarize certain evidence in report against:

- Each party's right to argue their case, and
- Fact that decisions regarding responsibility will be made at hearing, not investigation stage.

THE PURPOSE OF THE REPORT

- To ensure that the recipient gives the parties meaningful opportunity to understand what evidence the investigator has collected and believes is relevant,
- To allow the parties opportunity to advance their own interests for consideration by the decision-maker.
- To give the parties (and advisors who are providing assistance and advice to the parties) adequate time to review, assess, and respond to the investigative report in order to fairly prepare for the live hearing or submit arguments to a decision-maker where a hearing is not required or otherwise provided.
- To allow the decision maker to adequately prepare for the live hearing, where one is conducted.
- To reduce the likelihood of bias in the final outcome by providing the parties and the decision maker(s) an opportunity to identify and explore potential bias by the investigator
- See [85 Fed. Reg. 30309 \(May 19, 2020\)](#).

INTENDED RECIPIENTS



OTHER RECIPIENTS?

- Friends of the parties
- Parents
- Law enforcement
- Attorneys
- Judges
- Media
- Social Media



WHY IS IT IMPORTANT TO WRITE A SOLID REPORT?

All of the reasons given by the DOE, and...

- It allows you to recall the details of your investigation long after the event—this is important if there are complaints by or against the parties involved or litigation in the future.
- It signals to others that the complaint was taken seriously—that it is important to the institution to get it right.
- A well written and comprehensive report shows that the investigation was fair, impartial, and thorough.
- A well written and comprehensive report protects you and your institution in case of litigation and helps to limit your liability.

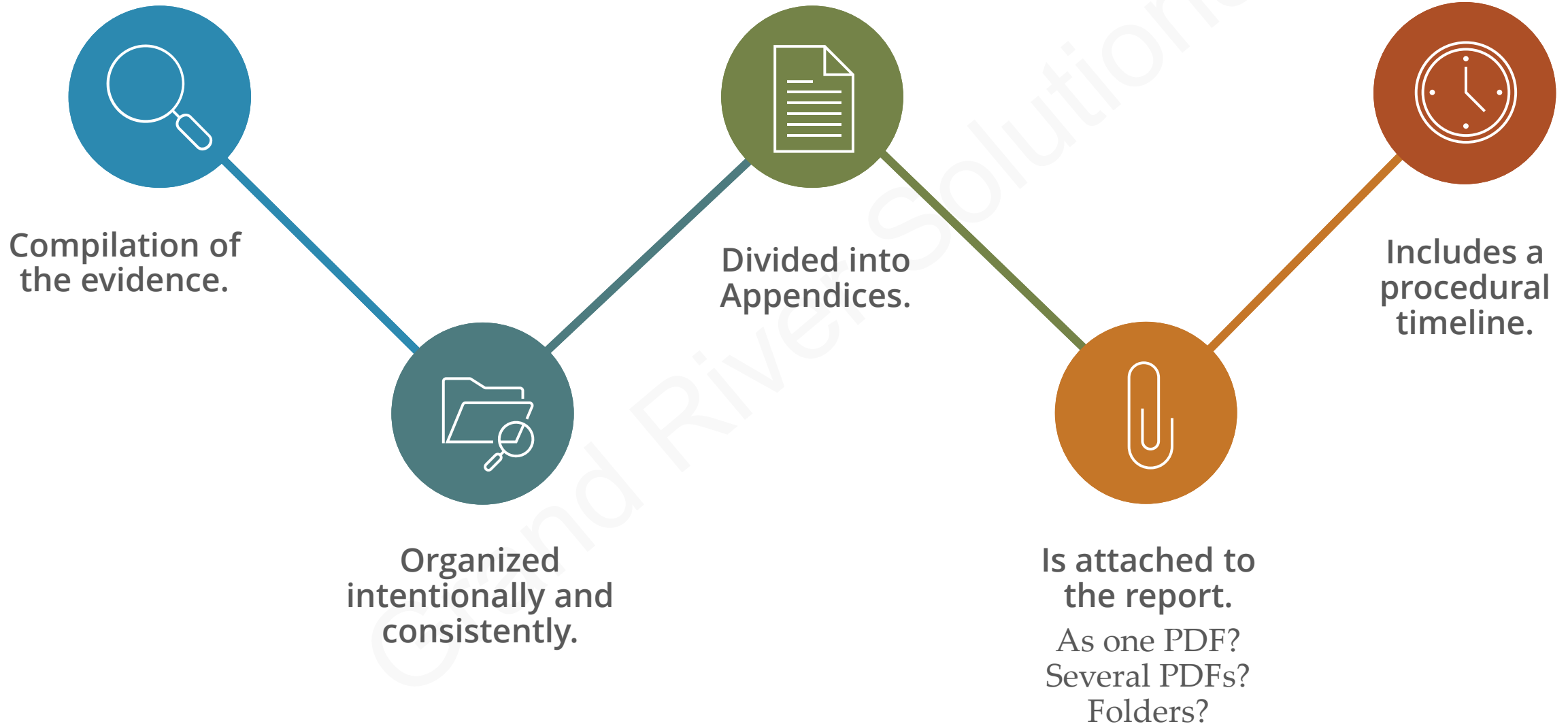
STRUCTURE OF THE INVESTIGATIVE FILE AND REPORT



02

Grand River

THE EVIDENCE FILE



EXAMPLE OF APPENDICES

• Appendix A

- Contains all of the party/witness testimony (e.g., transcripts, statements summaries, etc.) that the investigator deems relevant

• Appendix B

- Contains all of the documentary evidence (e.g., text messages, SANE reports, photographs, etc.) that the investigator deems relevant

• Appendix C

- Contains the remaining evidence deemed irrelevant by the investigator, but that is directly related to the allegations in the formal complaint

• Appendix D

- The procedural timeline


LABEL THE APPENDICES OR SECTIONS

- “Appendix A contains transcripts/summaries of party and witness interviews that the investigator deems relevant, in whole or in part.”
- “Appendix B contains documentary evidence that the investigator deems relevant, in whole or in part.”
- “Appendix C contains transcripts/summaries of party and witness interviews that the investigator does not deem relevant, but that are directly related to the allegations in the formal complaint.”
- “Appendix D contains documentary evidence that the investigator does not deem relevant, but that are directly related to the allegations in the formal complaint.”
- “Appendix E contains a timeline documenting all procedural steps taken from the filing of the formal complaint until the submission of the final investigative file and report.”



FORMAT AND STRUCTURE OF THE RECORD

- Include page numbers
- Include a Table of Contents
 - **For the entire record**
 - **For each appendix**
- One document or PDF





REDACTIONS

ESSENTIAL ELEMENTS OF THE REPORT

Intentionally organized to enhance comprehension

Factually accurate

Concise

Without editorial or opinion

Consistent format

STRUCTURE OF THE REPORT

- Overview of the Investigation
- Statement of Jurisdiction
- Identity of Investigators
- Objective of the Investigation and the Investigation Report
- Prohibited Conduct Alleged
- Witnesses
- Evidence Collected
- Summary of Evidence
- Conclusion





QUESTIONS ABOUT THE REPORT TEMPLATE?

REPORT STRUCTURE



Overview

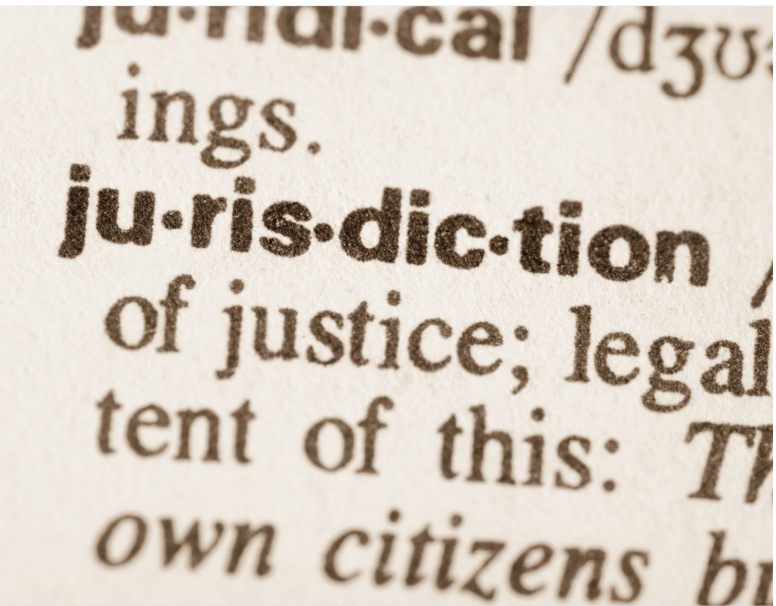
In this section, provide a very brief overview of the case. Include:

- the names of the parties,
- the applicable policy(ies)
- the prohibited conduct alleged,
- the date, time, and location of the conduct,
- a brief description of the alleged misconduct

REPORT STRUCTURE

Statement of Jurisdiction

- ① Cite Jurisdictional Elements
- ② State all grounds for Jurisdiction



REPORT STRUCTURE

Identify Investigators

1. Identify the investigators by name
2. State that they have been properly trained
3. List trainings or cite documents in the record that detail Investigators' prior training.



REPORT STRUCTURE



Objective of the Investigation & Report

1. This language should mirror the language in your policy or procedures.
2. State the objective of the investigation
3. Briefly state that all procedural steps were followed
4. Describe the purpose of the report.

REPORT STRUCTURE

Prohibited Conduct Alleged

1. List the allegations of prohibited conduct in the formal complaint
2. Include definitions of prohibited conduct from the institution's policy/procedures



REPORT STRUCTURE

List Witnesses

- List those witnesses that were interviewed
- List witnesses that were identified, but not interviewed
- Simple List
- Detailed List



EXAMPLE OF A DETAILED LIST

Witness Name	Witness identified by:	Information offered
John Doe	Complainant	Mr. Doe is the Reporting Party's best friend. He was with the Reporting Party the night of the reported incident.
Jane Doe	Investigators	Jane Doe is the Responding Party's roommate. It is believed that she saw the Reporting Party leave the Responding Party's residence immediately following the reported incident.

EXAMPLE OF A DETAILED LIST

Witness Name	Witness identified by:	Information offered
Sarah Smith	Complainant	Witness declined to be interviewed
Casey Smith	Investigators	Witness was non-responsive to several requests for an interview
Ben Jones	Respondent	Contact information provided was inaccurate. All attempts to locate this witness were unsuccessful.

REPORT STRUCTURE

Evidence Collected



- The final Title IX regulations require that all evidence obtained as part of the investigation that is directly related to the allegations in the formal complaint be shared with the parties and “made available at any hearing to give each party equal opportunity to refer to such evidence during the hearing including for the purposes of cross-examination.”
- In this section, list the Evidence or Refer to Appendices

REPORT STRUCTURE

Summary of Evidence

In this section, include a summary of all relevant evidence. This section can be organized in several ways. It is important that, however organized, the evidence is summarized clearly and accurately, and without opinion or bias.

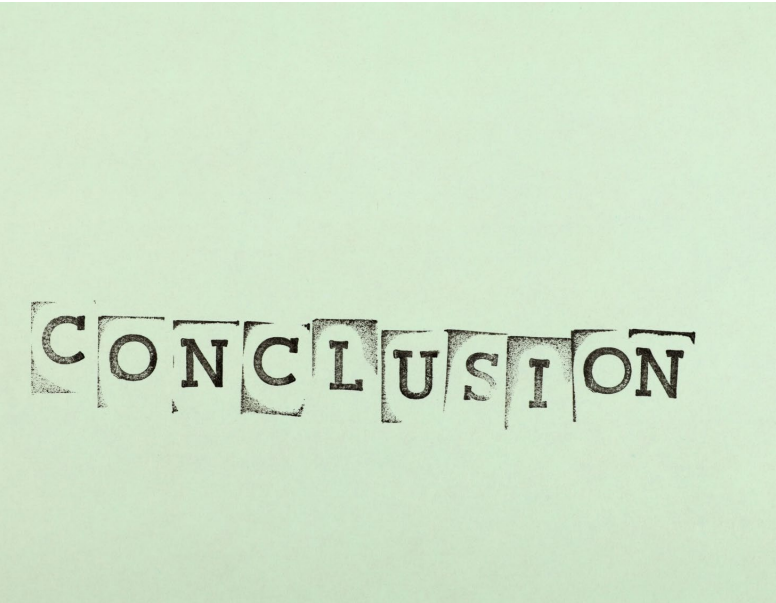
In this section, the writer should cite the evidence and information in the Appendices.



REPORT STRUCTURE

Conclusion

In this section, summarize next steps in the process, including any procedural pre-requisites for moving the matter forward to a hearing.



WRITING THE REPORT: DEVELOPING THE CONTENT



03

Grand River

GET THE EASY STUFF OUT OF THE WAY

Overview of the Investigation

Statement of Jurisdiction

Objective of the Investigation and the Investigation Report

Identity of Investigators

Prohibited Conduct Alleged

Witnesses

Evidence Collected

Summary of Evidence

Conclusion



WRITING THE SUMMARY OF RELEVANT EVIDENCE

START BY IDENTIFYING THE QUESTIONS THAT YOU OR THE DECISION MAKER WILL BE CHARGED WITH ANSWERING:

What are we being asked to decide?

What does the formal complaint allege?

What are the elements of each act of prohibited conduct alleged?

FONDLING: IS THE TOUCHING OF THE PRIVATE BODY PARTS OF ANOTHER PERSON FOR THE PURPOSE OF SEXUAL GRATIFICATION, WITHOUT THE CONSENT OF THE VICTIM.

1. Did Respondent touch the Complainant's private body parts?
2. For the purposes of sexual gratification?
3. Without Complainant's consent?

Analysis Grid: List the Elements

Did R touch the private body parts of C?	For the purpose of sexual gratification?	Without C's consent (due to lack of capacity)?

IDENTIFY THE RELEVANT FACTS FOR INCLUSION IN THE REPORT.



Any information that is relevant to the elements of the prohibited conduct alleged.



Information that the Investigator believes the Decision Maker should consider or rely upon when making their final determination of responsibility. This includes:



Information that is relevant to an assessment of the evidence:

Credibility
Reliability
Authenticity



Helpful contextual information

History between the parties
Post-incident behavior

A well-organized evidence file will assist with this step.




ANALYSIS GRID:

List All the Material Facts Relevant to Each Question

Touching of the private body parts of another person	For the purpose of sexual gratification	Without consent due to lack of capacity
<ul style="list-style-type: none">• Complainant's Account• Respondent's Account• Witness 1's Account• Text messages between Complainant and Respondent• SnapChat DM between Respondent and Witness 2	<ul style="list-style-type: none">• Respondent's Account• SnapChat DM between Respondent and Witness 2	<ul style="list-style-type: none">• Complainant's Account• Respondent's Account• Witness 1's Account• Witness 3's Account• Photograph of Complainant• Video of Complainant• Text messages between Complainant and Witness 4• Witness 4's Account

THE FOLLOWING INFORMATION IS USUALLY NOT RELEVANT AND SHOULD BE OMITTED FROM REPORTS:

- Irrelevant Information, including:
 - Prior sexual history of Complainant
 - Information protected by a legally recognized and un-waived privilege
- The Investigator's Opinions
- Speculation and conjecture
- Character evidence
- Party and witness opinions that are unsupported by fact



ANALYSIS GRID:

The analysis grid can serve as a guide as you start to write your summary of relevant evidence.

Touching of the private body parts of another person	For the purpose of sexual gratification	Without consent due to lack of capacity
<ul style="list-style-type: none">• Complainant's Account• Respondent's Account• Witness 1's Account• Text messages between Complainant and Respondent• SnapChat DM between Respondent and Witness 2	<ul style="list-style-type: none">• Respondent's Account• SnapChat DM between Respondent and Witness 2	<ul style="list-style-type: none">• Complainant's Account• Respondent's Account• Witness 1's Account• Witness 3's Account• Photograph of Complainant• Video of Complainant• Text messages between Complainant and Witness 4• Witness 4's Account

THE REPORT SHOULD STAND ON ITS OWN



S Simple and Easy to Comprehend

T Transparent/Clear

A Accurate

N Neutral/Unbiased

D Draws Attention to Significant Evidence and Issues

Choose an organizational outline for the summary of facts.



SINGLE INCIDENT ALLEGATIONS: PERSON CENTERED APPROACH



1. Complainant's Account

- a. The parties' prior relationship
- b. The events immediately prior to the alleged prohibited conduct
- c. The incident of alleged prohibited conduct
- d. The events following the alleged prohibited conduct

2. Respondent's Account

- a. The parties' prior relationship
- b. The events immediately prior to the alleged prohibited conduct
- c. The incident of alleged prohibited conduct
- d. The events following the alleged prohibited conduct


3. Witness 1's accounts

- a. Witness 1's observations of the parties' prior relationship
- b. The events immediately prior to the alleged prohibited conduct
- c. The incident of alleged prohibited conduct
- d. The events following the alleged prohibited conduct

4. Witness 2's account

- a. Repeat above format

SINGLE INCIDENT ALLEGATIONS: EVENT CENTERED APPROACH



1. History between the Parties

1. *The Reporting Party's Account*
2. *The Responding Party's Account*
3. *Witness A's Account*

2. The Hours Leading up to the Reported Incident

1. *The Reporting Party's Account*
2. *The Responding Party's Account*
3. *Witness B's Account*
4. *Witness C's Account*

3. The Reported Incident

1. *The Reporting Party's Account*
2. *The Responding Party's Account*

4. After the Reported Incident

1. *The Reporting Party's Account*
2. *The Responding Party's Account*
3. *Witness A's Account*
4. *Witness D's Account*

MULTIPLE INCIDENTS

Incident A (incident centered)

- Overview of the alleged incident
- Undisputed facts
- Reporting Parties Account
- Respondent Parties Account
- Witness Accounts

Incident B

- Overview of the alleged incident
- Undisputed Facts
- Reporting Parties Account
- Respondent Parties Account
- Witness Accounts

Incident C

- Overview of the alleged incident
- Undisputed Facts
- Reporting Parties Account
- Respondent Parties Account
- Witness Accounts

Complainants Account (person centered)

- Prior History between the parties

- Incident A

- Incident B

- Incident C

- Time between last incident and report

Respondent's Account

- Prior History between the parties

- Incident A

- Incident B

- Incident C

- Time between last incident and report

Witness Accounts

- Prior History between the parties

- Incident A

- Incident B

- Incident C

- Time between last incident and report



Start Writing a Report That
Will STAND on its Own

SIMPLICITY

- Reports should be written so that they are accessible to all readers, irrespective of their familiarity with the subject matter, or the institutions policies and the law.
 - Use plain language
 - Be concise
 - Avoid repetition
 - Consider including a section on facts in dispute/not in dispute
 - Avoid or define technical language/acronyms/slang



CHOOSING SIMPLE LANGUAGE

Complex Language

“Adjudicated” -->

“Preponderance of the Evidence” -->

“Respondent articulated” -->

“Prima Facie Assessment” -->

“The allegation was substantiated” -->

“Pursuant to the policy” -->

“Digital Penetration” -->

Simple Language

“Decided/Determined”

“More likely than not”

“Respondent stated”

“Plain assessment/on its face assessment”

“The allegation was proven/supported by”

“As stated in the policy”

“Inserted their finger into...”

TRANSPARENT AND CLEAR

- Outline the report to enhance transparency and clarity.
- Summarize information chronologically.
- Clearly define language used in the report, such as:
 - **Opinions**
 - **Quantitative language**
 - **Slang/acronyms**
- Provide clear descriptions of reported acts.
- Use consistent language.



CLARIFYING LANGUAGE

Unclear Language

“Complainant reported that Respondent forced her to perform oral sex”

“SANE/RA/UPD”

“Witness 1 reported that Respondent was angry”

“Complainant stated that Respondent touched them down there”

Clear Language

“Complainant reported that Respondent forced her to put her mouth on his penis”

“Sexual Assault Nurse Examiner/Resident Assistant/University Police”

“Witness 1 reported that he believed that Respondent was angry because Witness 1 observed Respondent yelling, slamming his fists on the wall, and that the ‘veins in his neck were popping out.’”

“Complainant stated that Respondent touched them, “down there”. When asked to define 'down there,' Complainant stated, 'my penis.'”

OR

“Complainant stated that Respondent touched their 'penis.'”

WHERE DEEPER CLARITY IS OFTEN NEEDED, BUT NOT INCLUDED

Dive Deeper When

Testimony about contact with a person's vagina.

Testimony about penetration.

Testimony that clothing was removed.

Testimony that an event or an act had an impact on them?

Opinions are offered

Include clarity about the following:

Was the contact with the vagina or vulva?

What was penetrated?

What was used to penetrate?

What kind of clothing?

How was it removed?

What was the specific impact?

Include facts that form the basis for the opinion



ACCURACY IS ESSENTIAL

- Be precise and accurate in how you identify folks.
 - Use their preferred names and pronouns.
- Be accurate and precise when citing or referring to policy language.
 - Be sure to cite from the applicable policy/procedures.
- Accurately state the allegations as set forth in formal complaint.
- When summarizing the evidence, do so accurately without editorial or opinion.
 - Use quotations often and appropriately.
- Always cite to the investigation file.

Every statement in an interview summary should make clear that it was the interviewee who made that statement:

- Not: Complainant first saw Respondent near the fountain in the middle of the quad.
- Instead "Complainant stated that she first saw Respondent near the fountain in the middle of the quad."
- Not: Witness 3 told Complainant that Respondent was creepy.
- Instead: "Complainant stated that Witness 3 told him that Witness 3 believed Respondent was 'creepy.'"

Use interviewee's words and put in quotes if it is their word.

- Not "Witness 3 was really out of it and drunk."
- Instead; "Witness 4 stated that Witness 3 was 'really out of it' and 'drunk,' which she described as . . ."


No conclusory words

- Not "the stalking started"
- Instead; "Complainant stated that the conduct she identified as stalking started in January."
- In some states, particularly California, attorneys litigating these cases will argue that use of a conclusory term means the investigator is agreeing that the conduct did occur. It's a huge nuisance to be a deponent in those cases


COMMIT TO USING NEUTRAL LANGUAGE

Non-Neutral/Biased	Neutral Alternatives
"Claimed/Alleged"	"Reported/Stated"
"According to X"	"X reported/X stated"
"Story/Version of Events"	"Account/Reported Recollection of Events"
"Had Sex with/Engaged in"	Simply describe what occurred
"Changed their Account/Story/Version of Events"	"When initially interviewed Respondent stated X. In a subsequent interview Respondent stated Y"


DRAW ATTENTION TO SPECIFIC EVIDENCE THROUGH INTENTIONAL PRESENTATION OF INFORMATION IN THE REPORT



Evidence that the Investigator believes should be afforded significant weight.



Evidence related to assessment of credibility, reliability, and authenticity.
Consistencies
Inconsistencies
Corroborative evidence
Omissions
Statements that include or that are lacking in significant details



Explanations that provide a better understanding of certain items of evidence or lack of evidence.



If it feels important, emphasize it in the report.



REPORT WRITING WORKSHOP DAY TWO

Collin Baer

November 2023

HOW MIGHT YOU INCLUDE THE FOLLOWING RELEVANT INFORMATION FROM THE IF IN THE SUMMARY OF RELEVANT EVIDENCE SECTION OF THE REPORT?

1. Excerpt from the transcript of Complainant's initial interview located in Appendix A at page 34:
 - Complainant: "The next day he tried to talk to me. He sent me a bunch of text messages asking to see me. He said he was 'sorry' for hitting me and for raping me. I basically told him I didn't want to hear it and I called him an asshole. We've not communicated since."
2. Screenshot of the text message exchange, described above, submitted by Complainant and located in Appendix B, page 67.

OPTION A

Complainant reported that the next day, she engaged in a text message exchange with Respondent. Complainant stated that in this exchange, Respondent told her that he was sorry for hitting her and for raping her. Screenshots of this exchange were provided by Complainant and are included in Appendix B. See, Appendix A, p.34 and Appendix B, p. 67.

OPTION B

Complainant reported that the next day, she engaged in a text message exchange with Respondent. Complainant stated that in this exchange, Respondent told her that he was sorry for hitting her and for raping her. See Appendix A, p.34. Complainant provided screenshots of this exchange, which read as follows:

Complainant: I don't care what u say. U know I didn't want it and you did it anyway.

Respondent: I'm sorry I hurt u. You know I don't hit. I was so drunk. IDK what to say to make it better. Can I see u?

Complainant: What could you say? U raped me, asshole.

Respondent: I'm sorry. I'm so sorry. I luv u u know that. I don't know why I did what I did.

Appendix B, p. 67.

OPTION C

Complainant reported that the next day, she engaged in a text message exchange with Respondent. Complainant stated that in this exchange, Respondent told her that he was “sorry for hitting he and for raping her.” See Appendix A, p.34. Complainant provided the following screen shots of this exchange:

Appendix, p. 67.



WHEN YOUR INVESTIGATION REVEALS A FACT THAT WAS NOT SHARED BY A PARTY OR WITNESS, THE INVESTIGATOR SHOULD HAVE EXPLORED THE REASON FOR THE OMISSION. THE FINAL REPORT SHOULD DOCUMENT THE EXPLORATION AND ACCURATELY DESCRIBE THE EXPLANATION PROVIDED.

“Surveillance video from Clinton Hall depicted that at approximately two a.m. Witness A entered the room in which Complainant reports that she was assaulted. Witness A left the room ten minutes later. In a follow up interview with Complainant, they were asked why they did not report Witness A’s presence in the room. Complainant responded by stating that they have no recollection of Witness A being in the room.”

“Surveillance video from Clinton Hall depicted that at approximately two a.m. Witness A entered the room in which Complainant reports that she was assaulted. Witness A left the room ten minutes later. In a follow up interview with Complainant, they were asked why they did not report Witness A’s presence in the room. Complainant responded by stating that they have no recollection of Witness A being in the room.”



**A few final, but
important, points...**

THE INVESTIGATOR SHOULD NOT BE PRESENT IN THE REPORT.

- The Investigator should not be present in the report.
- For example, it should never say. “I then asked why Respondent believed they had consent to kiss complainant”
- Instead, “When asked why they believed they had consent to kiss complainant, respondent stated....”





BREAKOUT ACTIVITY 1

IDENTIFY THE IRRELEVANT INFORMATION...

He stated, “I asked her if she felt better and she told me yes. She apologized and I told her not to worry about it. At that point I was pretty drunk myself and I just wanted to go to sleep. At some point she put her arms around me and snuggled into me. I took that as a sign that she wanted to hook up. I had heard from a few other guys that had had sex with her before that she was a super sexual girl. One of my boys described her as a ‘sex freak.’ I didn’t want to disappoint her so I rolled onto my side and we were face to face; she didn’t back away so I kissed her. She kissed me back. I asked her again if she was ok and she moaned. We continued to undress each other. Before I knew it, we were having sex. She was totally awake and totally into it.”

IDENTIFY THE IRRELEVANT INFORMATION...

He stated, “I asked her if she felt better and she told me yes. She apologized and I told her not to worry about it. At that point I was pretty drunk myself and I just wanted to go to sleep. At some point she put her arms around me and snuggled into me. I took that as a sign that she wanted to hook up. **I had heard from a few other guys that had had sex with her before that she was a super sexual girl. One of my boys described her as a ‘sex freak.’** I didn’t want to disappoint her so I rolled onto my side and we were face to face; she didn’t back away so I kissed her. She kissed me back. I asked her again if she was ok and she moaned. We continued to undress each other. Before I knew it, we were having sex. She was totally awake and totally into it.”

MAKE IT SIMPLE

Commit to using plain language:

Instead of this:

"The SANE's report indicated that Complainant presented to the ED with erythema around his left eye."

"Following this investigation, a hearing panel will convene to adjudicate this complaint using a preponderance of the evidence standard."

Consider this:

"Complainant reported that he went to the hospital and was treated in the emergency department by a sexual assault nurse examiner. In her report, the sexual assault nurse examiner noted that Complainant had redness around his left eye."

"When this investigation is complete, a hearing will be held. During that hearing three decision makers will consider testimony and other evidence. Following the hearing, the decision makers will decide whether the evidence supports a finding that it is more likely than not that Respondent engaged in the prohibited conduct alleged in the formal complaint."

**ACCURATELY SUMMARIZE THE
FOLLOWING STATEMENT:**


“I was standing outside of the library when I saw Amanda and Mike standing by the fountain arguing. Amanda started walking away and Mike grabbed her by the arm and yanked her back really hard. She kind of yelped, which was surprising cause it didn’t look like it hurt. Maybe she yelped because she was scared. I really don’t know. Anyway, Mike was really angry. His face was all red and he was yelling in her face, and like spitting all over it. Amanda turned her face away and Mike grabbed her by the chin and made her face him. She started flailing and trying to get away and that’s when he backhanded her across the face. I’ve known Mike for a long time and I’ve never seen him hurt a fly. Amanda must have really done something to make him mad. I actually heard she cheated on him with his best friend, Kyle, which is kinda fucked up.”



“I was standing outside of the library when I saw Amanda and Mike standing by the fountain arguing. Amanda started walking away and Mike grabbed her by the arm and yanked her back really hard. She kind of yelped, which was surprising cause it didn’t look like it hurt. Maybe she yelped because she was scared. I really don’t know. Anyway, Mike was really angry. His face was all red and he was yelling in her face, and like spitting all over it. Amanda turned her face away and Mike grabbed her by the chin and made her face him. She started flailing and trying to get away and that’s when he backhanded her across the face. I’ve known Mike for a long time and I’ve never seen him hurt a fly. Amanda must have really done something to make him mad. I actually heard she cheated on him with his best friend, Kyle, which is kinda fucked up.”

SUMMARY:

Witness A reported that he was standing outside of the library when he saw Complainant and Respondent standing “by the fountain arguing.” Witness A reported that Complainant began “walking away” and Respondent “grabbed” her by the arm and “yanked her back really hard.” Witness A stated that Complainant “kind of yelped.” Witness A stated that Respondent was “really angry.” Witness A described Respondent’s face as, “all red.” Witness A stated that Respondent was “yelling in [Complainant’s] face” and “spitting all over it.” Witness A reported that Complainant “turned her face away” and Respondent “grabbed [Complainant] by the chin and made her face him.” Witness A stated that Complainant began “flailing and trying to get away.” Witness A stated that it was at this point that he observed Respondent “backhand” Complainant “across the face.”



Neutrality

“Complainant claimed that they were face down in the bed with their dress pushed up so that their face was actually laying on the bottom part of their dress. They alleged that someone was having sex with them from behind.”

"Complainant **reported** that they were face down in the bed with their dress pushed up so that their face was actually laying on the bottom part of their dress. They **stated** that someone was **penetrating their anus** from behind.”

DEVELOPING AN EVIDENCE FILE AND REPORT FOR “THE FORMAL” HYPOTHETICAL



04

Grand River


BREAKOUT 2

**WHAT ARE THE
QUESTIONS THAT
YOU/THE DM MUST
ANSWER?**

**IN YOUR SMALL
GROUPS, CREATE AN
ANALYSIS GRID.**



REPORT OUT: BREAKOUT 2



ANALYSIS GRID: LIST THE ELEMENTS

<p>Did Respondent penetrate Complainant's vagina or anus with any body part or object without consent?</p>	<p>Was Taylor incapacitated and therefore incapable of providing consent?</p>	<p>Did Drew know Taylor was Incapacitated?</p>	<p>Should Drew have known that Taylor was incapacitated?</p>



ASSEMBLING AN INVESTIGATIVE RECORD

BREAK OUT #3


In your small groups, assemble the investigative record.

Be sure to do the following:

1. Create sections or appendices
2. Include an explanation of each section/appendix
3. Create one or more table of contents
4. Include every item of evidence



REPORT OUT



APPENDIX A: RELEVANT TRANSCRIPTS

1. Transcript of Complainant's Initial Interview
2. Transcript of Complainant's Follow Up Interview
3. Complainant's Written Response to the Draft Investigative Record
4. Transcript of Respondent's Initial Interview
5. Transcript of Respondent's Follow Up Interview
6. Transcript of Witness 1's Interview
7. Transcript of Witness 1's Follow Up Interview
8. Transcript of Witness 3's Interview
9. Transcript of Witness 3's Follow Up Interview
10. Transcript of Witness 5's Interview

APPENDIX B

1. Screen Shots of Text Messages Between Complainant and Respondent
2. Screen Shots of Text Messages Between Complainant and Witness 1
3. Screen Shots of Text Messages Between Respondent and Witness 5
4. Screen Shots of Text Messages Between Complainant and Witness 7



APPENDIX C

1. Transcript of Witness 6's Interview
2. Letter Submitted by Eric Church
3. Transcript of Witness 7's Interview



APPENDIX D

1. Procedural Timeline



APPENDIX E

1. Investigator Abby Plates: Training Materials
2. Investigator Kevin F. Ware: Training Materials



BREAK OUT #4

To Redact or Not to Redact?



CONSIDER

- Is there information that must be redacted from this record?
- What is your reasoning for any redactions made?
- Is there information that should be redacted from this record?
- How will you document the redactions?

DO WE REDACT?

Any reference to Complainant's relationship with Witness 3?

Respondent's description of Complainant hooking up with Witness 3 at the fraternity party during the fall of 2020?

Witness 3's statements about Respondent's prior behaviors?

SHOULD THE FOLLOWING STATEMENT BE REDACTED?

Witness 3 Statement

The other thing is that, like, Drew has a reputation, um, for... like, I've heard rumors that Drew, like, talks about, "Well, if you get a girl drunk enough, you can pretty much do whatever you want with her." And, um, Paul told me that Drew used to joke around about how they should put extra... they should have a separate punch for women at their parties, that had higher alcohol content so that the girls would get drunker so that the boys could get lucky. And I- I mean, that's basically what Paul told me, um, and so you'd probably want to talk to him about that, but I- I just... like I said, like, I believe her. I don't think she would lie about this and I think that Drew is a scumbag.

BREAK OUT #5

In your small groups, do some editing. As a team, review small portions of a summary and edit it using the track feature in word. Edit the summary:

1. To simplify it
2. For transparency/clarity
3. Accuracy
4. Neutrality
5. Draw attention to important facts

GROUP 1: 5A





GROUP 2: 5B



- Be kind to yourself for the work you've done already in good faith.
- Compare yourself to yourself yesterday instead of comparing yourself to others.
- Writing good reports is a constantly evolving process. Don't expect perfection.
- Don't worry about where your skills are today, just keep getting better.
- You have the tools. You can do it!



Complimentary
Subscription



THE RIVER
CONNECT

A place to

communicate

share

educate

learn

for HIGHER EDUCATION
PROFESSIONALS working in

Title IX, Equity & Clery



THANKS FOR JOINING US!

CONNECT WITH US



info@grandriversolutions.com



[/Grand-River-Solutions](https://www.linkedin.com/company/grand-river-solutions)



[/GrandRiverSolutions](https://www.instagram.com/GrandRiverSolutions)



[/GrandRiverSolutions](https://www.facebook.com/GrandRiverSolutions)




Grandriversolutions.com

GRAND RIVER | SOLUTIONS

WE LOVE FEEDBACK

Your Opinion Is Invaluable!



©Grand River Solutions, Inc., 2022. Copyrighted material. Express permission to post training materials for those who attended a training provided by Grand River Solutions is granted to comply with 34 C.F.R. § 106.45(b)(10)(i)(D). These training materials are intended for use by licensees only. Use of this material for any other reason without permission is prohibited.

